

10-100 Series by BGDC & TTE Pirelli Seri SUPERSPA Qualifying


Provisional Classification by Division

No Drivers	Team	Car	Time	Lap Total	Gap	Kph
D4						
1 991 J. VAN PEPPERZEEL / M. VAN PEPPERZEEL	PG Motorsport	Porsche 991 GT3 Cup	2:29.392	14 14		168.8
2 23 M. MEURRENS / T. MEURRENS / S. MEURRENS	MM Racing VZW	Porsche 992 GT3 Cup	2:29.668	9 15	+0.276	+0.276 166.5
3 11 P. DUBOIS (L) / C. WAUTERS	ROOS MOTORSPORT	Toyota Supra GT4	2:29.812	4 12	+0.420	+0.144 168.3
4 128 C. ZWOLSMAN / C. HEISTEK	Cool Pandelaar Motorsport	BMW M4 GT4	2:32.581	12 13	+3.189	+2.769 165.3
5 44 E. BILLIARD / Q. VAN HOOYDONK	Q1 TRACKRACING	Porsche Cayman GT4	2:34.055	14 14	+4.663	+1.474 163.7
6 96 M. HERMANS / N. HERMANS	Dennis Bus	BMW M240i	2:37.424	10 12	+8.032	+3.369 160.2
7 66 T. DE NEEF / D. MERTENS / M. VAN EGDOM	DUINDISTEEL	Marc BMW V8	2:38.418	6 13	+9.026	+0.994 159.2
8 40 D. ROUSSEAU / N. VANDIERENDONCK	Q1 TRACKRACING	Porsche Cayman GT4	2:39.309	6 14	+9.917	+0.891 158.3
9 3 R. van der STRATEN PINTHOZ / N. BISSCHAERT	ROYALE ECURIE AZUR	MARC II MUSTANG	2:41.075	9 10	+11.683	+1.766 156.5
10 98 E. DE DONCKER / H. DE DONCKER / S. DE DONCKER	De Doncker	Ligier JS2R0	2:41.339	4 14	+11.947	+0.264 156.3
11 129 P. EVERSDIJK / J. KOSTER	Cool Pandelaar Motorsport	BMW M2 C5	2:43.938	13 13	+14.546	+2.599 153.8
12 84 P. VANDER EECKEN / N. LA MONICA	Scuderia Tornacum	Porsche 996 GT3	2:50.536	9 11	+21.144	+6.598 147.9
D2						
1 25 Y. HOOGWERF / S. TEIRLINCX	Hoogwerf	Cupra TCR	2:38.319	4 14		159.3
2 50 A. BOVEROUX / A. FUMAL	ROYALE ECURIE AZUR	ALPINE A110 CUP	2:40.188	7 8	+1.869	+1.869 157.4
3 421 P. LEONARD / F. MASSIN	Massin Fabrice	Peugeot 308 Cup	2:48.906	13 13	+10.587	+8.718 149.3
4 999 R. COOMBER / Z. LUCAS	COOMBER	Honda Civic	2:54.134	9 11	+15.815	+5.228 144.8
5 4 A. VAN TORNHAUT	VAN TORNHAUT	BMW Z4	2:55.617	6 13	+17.298	+1.483 143.6
6 65 P. CARLIER / H. DUELZ	Carlier	BMW M3 E36	3:18.033	11 11	+39.714	+22.416 127.3
D1						
1 777 G. KATSERS / P. MENAGE	EBV	VAUXHALL Astra G (Coupé)	2:47.903	12 14		150.2
2 68 Y. MULLER / G. FRERE	BRC	Renault Clio III	2:48.147	10 12	+0.244	+0.244 150.0
3 61 J. PRINCEN / T. VANLOOCKE	ROYALE ECURIE AZUR	Renault Clio X85	2:50.644	14 14	+2.741	+2.497 147.8
4 77 P. WOUTERS / R. PEETERS		BMW 130 GTR	2:51.143	8 10	+3.240	+0.499 147.3
5 262 R. DRIES / S. HILGERS	AMC St Vith	Renault Clio III	2:51.175	12 14	+3.272	+0.032 147.3
6 110 P. ASNONG / G. PONS / F. FAUCON	Icepol RT	Renault Clio III	2:52.644	13 13	+4.741	+1.469 146.0
7 6 C. CAGNINA / N. DE LAET / P. VAN BILLOEN	Icepol RT	Honda Civic EP3R	2:57.085	6 13	+9.182	+4.441 142.4
8 99 J. MULLEN / M. SIMMONS	COOMBER	Honda Civic Type R	3:00.598	10 11	+12.695	+3.513 139.6
9 9 B. FINDERS	Raceschool	BMW E90 Clubsport	3:03.115	4 13	+15.212	+2.517 137.7
10 37 H. DEGER / J. ERNST / J. HEINEN / F. JELIKENNE	Icepol RT	Renault Clio 3 RS	3:04.100	9 11	+16.197	+0.985 137.0
11 69 T. LETEN / R. VAN KUYK	VAN KUYK	Renault Clio II	3:06.972	8 9	+19.069	+2.872 134.9
12 105 T. MICHELIS / V. PEETERS / K. PRAET / S. VERVAET	National autoclub Excelsior	Suzuki Swift	3:12.649	10 10	+24.746	+5.677 130.9
TTE						
1 64 M. BONNET / B. REDAIS	EXTREME LIMITE	LIGIER JS2R	2:36.297	14 15		161.3
2 91 T. CHKONDALI / M. GIRARD	W-AUTOSPORT	TOYOTA Supra GR	2:38.477	14 14	+2.180	+2.180 159.1
3 140 O. SIRDEY / P. GODEFFROY	NJ Motors	BMW 140i GTR	2:41.914	11 12	+5.617	+3.437 155.7
4 144 E. AEBISCHER / H. ROBIN	EXTREME LIMITE	LIGIER JS2R	2:42.926	6 13	+6.629	+1.012 154.8
5 177 Y. CAZARD / G. DENEUX	ZULLTEC Racing	ZULLTEC CZ4	2:45.572	13 15	+9.275	+2.646 152.3
6 35 X. COUSIN / E. MARY	HMC Racing	LIGIER JS2R	2:47.934	12 13	+11.637	+2.362 150.1
7 7 J. COLLETTE / C. GEOFFROY	PRORACE	CLIO 4 Cup	2:51.225	12 14	+14.928	+3.291 147.3
8 303 F. CHEVALIER	TOUZERY Compét	308 RC	2:51.827	15 15	+15.530	+0.602 146.7
9 48 A. LURTON / C. DIAS	JGC	CLIO 4 Cup	2:53.915	5 14	+17.618	+2.088 145.0
10 2 L. TRICHET / V. DELARCHE / T. LORTAL /	SALOON ENDURANCE	CATERHAM SuperSeven	2:59.550	11 11	+23.253	+5.635 140.4


CAR #3, #7, #23, #25, #44, #61, #64, #68, #110 & #177 - SOME LAP TIMES DELETED - TRACK LIMITS

Published at:

Track Status: **DRY**

<p>Race Director</p> <p>10h</p> <p>Tun DA FONSECA Directeur de course Lic. Internationale No.: O101 FIA / ACL sport.lu</p>	<p>Timekeeper</p> <p>Alvaro Montilla</p> 
--	---

06/10/2024 Page 1 / 1



10-100 Series by BGDC & TTE Pirelli Series

SUPERSPA

Qualifying

Provisional Classification

No Drivers	Team	Car	Cl.	Time	Lap Total	Gap	Kph
1991 J. VAN PEPERZEEL / M. VAN PEPERZEEL	PG Motorsport	Porsche 991 GT3 Cup	GT+	2:29.392	14 14	-	168.8
2 23 M. MEURRENS / T. MEURRENS / S. MEURRENS	MM Racing VZW	Porsche 992 GT3 Cup	GT+	2:29.668	9 15	+0.276	168.5
3 11 P. DUBOIS (L) / C. WAUTERS	ROOS MOTORSPORT	Toyota Supra GT4	GT4+	2:29.812	4 12	+0.420	168.3
4 128 C. ZWOLSMAN / C. HEISTEK	Cool Pandelaar Motorsport	BMW M4 GT4	GT4+	2:32.581	12 13	+3.189	165.3
5 44 E. BILLIARD / Q. VAN HOOYDONK	Q1 TRACKRACING	Porsche Cayman GT4	GT4+	2:34.055	14 14	+4.663	163.7
6 64 M. BONNET / B. REDAIS	EXTREME LIMITE	LIGIER JS2R	JS2R	2:36.297	14 15	+6.905	161.3
7 96 M. HERMANS / N. HERMANS	Dennis Bus	BMW M240i	GT-	2:37.424	10 12	+8.032	160.2
8 25 Y. HOOGWERF / S. TEIRLINCK	Hoogwerf	Cupra TCR	E	2:38.319	4 14	+8.927	159.3
9 66 T. DE NEEF / D. MERTENS / M. VAN EGDOM	DUINDISTEEL	Marc BMW V8	GT+	2:38.418	6 13	+9.026	159.2
10 91 T. CHKONDALI / M. GIRARD	W-AUTOSPORT	TOYOTA Supra GR	T4	2:38.477	14 14	+9.085	159.1
11 40 D. ROUSSEAU / N. VANDIERENDONCK	Q1 TRACKRACING	Porsche Cayman GT4	GT4+	2:39.309	6 14	+9.917	158.3
12 50 A. BOVEROUX / A. FUMAL	ROYALE ECURIE AZUR	ALPINE A110 CUP	E	2:40.188	7 8	+10.796	157.4
13 3 R. van der STRATEN PONTHOZ / N. BUSSCHAERT	ROYALE ECURIE AZUR	MARC II MUSTANG	GT+	2:41.075	9 10	+11.683	156.5
14 98 E. DE DONCKER / H. DE DONCKER / S. DE DONCKER	De Doncker	Ligier JS2R0	GT+	2:41.339	4 14	+11.947	156.3
15 140 O. SIRDEY / P. GODEFFROY	NJ Motors	BMW 140ii GTR	T4	2:41.914	11 12	+12.522	155.7
16 144 E. AEBISCHER / H. ROBIN	EXTREME LIMITE	LIGIER JS2R	JS2R	2:42.926	6 13	+13.534	154.8
17 129 P. EVERSDIJK / J. KOSTER	Cool Pandelaar Motorsport	BMW M2 C5	GT-	2:43.938	13 13	+14.546	153.8
18 177 Y. CAZARD / G. DENEUX	ZULLTEC Racing	ZULLTEC CZ4	T4	2:45.572	13 15	+16.180	152.3
19 777 G. KATSERS / P. MENAGE	EBV	VAUXHALL Astra G (Coupé)	B	2:47.903	12 14	+18.511	150.2
20 35 X. COUSIN / E. MARY	HMC Racing	LIGIER JS2R	JS2R	2:47.934	12 13	+18.542	150.1
21 68 Y. MULLER / G. FRERE	BRC	Renault Clio III	B	2:48.147	10 12	+18.755	150.0
22 421 P. LEONARD / F. MASSIN	Massin Fabrice	Peugeot 308 Cup	E	2:48.906	13 13	+19.514	149.3
23 84 P. VANDER EECKEN / N. LA MONICA	Scuderia Tornacum	Porsche 996 GT3	GT-	2:50.536	9 11	+21.144	147.9
24 61 J. PRINCEN / T. VANLOCKE	ROYALE ECURIE AZUR	Renault Clio X85	B	2:50.644	14 14	+21.252	147.8
25 77 P. WOUTERS / R. PEETERS		BMW 130 GTR	D	2:51.143	8 10	+21.751	147.3
26 262 R. DRIES / S. HILGERS	AMC St Vith	Renault Clio III	B	2:51.175	12 14	+21.783	147.3
27 7 J. COLLETTE / C. GEOFFROY	PRORACE	CLIO 4 Cup	T1	2:51.225	12 14	+21.833	147.3
28 303 F. CHEVALIER	TOUZERY Compét	308 RC	LIGHT	2:51.827	15 15	+22.435	146.7
29 110 P. ASNONG / G. PONS / F. FAUCON	Icepol RT	Renault Clio III	B	2:52.644	13 13	+23.252	146.0
30 48 A. LURTON / C. DIAS	JGC	CLIO 4 Cup	T1	2:53.915	5 14	+24.523	145.0
31 999 R. COOMBER / Z. LUCAS	COOMBER	Honda Civic	E	2:54.134	9 11	+24.742	144.8
32 4 A. VAN TORNHAUT	VAN TORNHAUT	BMW Z4	F	2:55.617	6 13	+26.225	143.6
33 6 C. CAONINA / N. DE LAET / P. VAN BILLOEN	Icepol RT	Honda Civic EP3R	B	2:57.085	6 13	+27.693	142.4
34 2 L. TRICHEL / V. DELARCHE / T. LORTAL J.	SALOON ENDURANCE	CATERHAM SuperSeven	T1	2:59.550	11 11	+30.158	140.4
35 99 J. MULLEN / M. SIMMONS	COOMBER	Honda Civic Type R	B	3:00.598	10 11	+31.206	139.6
36 9 B. FINDERS	Raceschool	BMW E90 Clubsport	B	3:03.115	4 13	+33.723	137.7
37 37 H. DEGER / J. ERNST / J. HEINEN / F. JEUKENNE	Icepol RT	Renault Clio 3 RS	B	3:04.100	9 11	+34.708	137.0
38 69 T. LETEN / R. VAN KUYK	VAN KUYK	Renault Clio II	A	3:06.972	8 9	+37.580	134.9
39 105 T. MICHIELS / V. PEETERS / K. PRAET / S. VERVAET	National autoclub Excelesior	Suzuki Swift	A	3:12.649	10 10	+43.257	130.9
40 65 P. CARLIER / H. DUELZ	Carlier	BMW M3 E36	F	3:18.033	11 11	+48.641	127.3


Fastest Lap: Lap 14 | Johan VAN PEPERZEEL | 2:29.392 | 168.8 Kph

CAR #3, #7, #23, #25, #44, #61, #64, #68, #110 & #177 - SOME LAP TIMES DELETED - TRACK LIMITS

Published at:

Track Status: **DRY**

Race Director 	Tun DA FONSECA Directeur de course Lic. internationale No. 0101 FIA / FIA Sport.lu	Timekeeper Alvaro Montilla 	
-------------------	--	-----------------------------------	--



10-100 Series by BGDC & TTE Pirelli Seri SUPERSPA Qualifying

Provisional Classification by Group


No Drivers	Team	Car	Time	Lap Total	Gap	Kph
BGDC						
1 991 J. VAN PEPERZEEL / M. VAN PEPERZEEL	PG Motorsport	Porsche 991 GT3 Cup	2:29.392	14 14		168.8
2 23 M. MEURRENS / T. MEURRENS / S. MEURRENS	MM Racing VZW	Porsche 992 GT3 Cup	2:29.668	9 15	+0.276	+0.276 168.5
3 11 P. DUBOIS (L) / C. WAUTERS	ROOS MOTORSPORT	Toyota Supra GT4	2:29.812	4 12	+0.420	+0.144 168.3
4 128 C. ZWOLSMAN / C. HEISTEK	Cool Pandelaar Motorsport	BMW M4 GT4	2:32.581	12 13	+3.189	+2.769 165.3
5 44 E. BILLIARD / Q. VAN HOODYDONK	Q1 TRACKRACING	Porsche Cayman GT4	2:34.055	14 14	+4.663	+1.474 163.7
6 96 M. HERMANS / N. HERMANS	Dennis Bus	BMW M240i	2:37.424	10 12	+8.032	+3.369 160.2
7 25 Y. HOOGWERF / S. TEIRLINCK	Hoogwerf	Cupra TCR	2:38.319	4 14	+8.927	+0.895 159.3
8 66 T. DE NEEF / D. MERTENS / M. VAN EGDOM	DUINDISTEEL	Marc BMW V8	2:38.418	6 13	+9.026	+0.099 159.2
9 40 D. ROUSSEAU / N. VANDIERENDONCK	Q1 TRACKRACING	Porsche Cayman GT4	2:39.309	6 14	+9.917	+0.891 158.3
10 50 A. BOVEROUX / A. FUMAL	ROYALE ECURIE AZUR	ALPINE A110 CLIP	2:40.188	7 8	+10.796	+0.879 157.4
11 3 R. van der STRATEN PONTHOZ / N. BUSSCHAERT	ROYALE ECURIE AZUR	MARC II MUSTANG	2:41.075	9 10	+11.683	+0.887 156.5
12 98 E. DE DONCKER / H. DE DONCKER / S. DE DONCKER	De Doncker	Ligier JS2R0	2:41.339	4 14	+11.947	+0.264 156.3
13 129 P. EVERSDIJK / J. KOSTER	Cool Pandelaar Motorsport	BMW M2 C5	2:43.938	13 13	+14.546	+2.599 153.8
14 77 G. KATSERS / P. MENAGE	EBV	VAUXHALL Astra G (Coupé)	2:47.903	12 14	+18.511	+3.965 150.2
15 68 Y. MULLER / G. FRERE	BRC	Renault Clio III	2:48.147	10 12	+18.755	+0.244 150.0
16 421 P. LEONARD / F. MASSIN	Massin Fabrice	Peugeot 308 Cup	2:48.906	13 13	+19.514	+0.759 149.3
17 84 P. VANDER EECKEN / N. LA MONICA	Scuderia Tornacum	Porsche 996 GT3	2:50.536	9 11	+21.144	+1.630 147.9
18 61 J. PRINCEN / T. VANLOOCCKE	ROYALE ECURIE AZUR	Renault Clio X85	2:50.644	14 14	+21.252	+0.108 147.8
19 77 P. WOUTERS / R. PEETERS		BMW 130 GTR	2:51.143	8 10	+21.751	+0.499 147.3
20 262 R. DRIES / S. HILGERS	AMC St Vith	Renault Clio III	2:51.175	12 14	+21.783	+0.032 147.3
21 110 P. ASNONG / G. PONS / F. FAUCON	Icepol RT	Renault Clio III	2:52.644	13 13	+23.252	+1.469 146.0
22 999 R. COOMBER / Z. LUCAS	COOMBER	Honda Civic	2:54.134	9 11	+24.742	+1.490 144.8
23 4 A. VAN TORNHAUT	VAN TORNHAUT	BMW Z4	2:55.617	6 13	+26.225	+1.483 143.6
24 6 C. GAGNINA / N. DE LAET / P. VAN BILLOEN	Icepol RT	Honda Civic EP3R	2:57.085	6 13	+27.693	+1.468 142.4
25 99 J. MULLEN / M. SIMMONS	COOMBER	Honda Civic Type R	3:00.598	10 11	+31.206	+3.513 139.6
26 9 B. FINDERS	Raceschool	BMW E90 Clubsport	3:03.115	4 13	+33.723	+2.517 137.7
27 37 H. DEGER / J. ERNST / J. HEINEN / F. JEUKENNE	Icepol RT	Renault Clio 3 RS	3:04.100	9 11	+34.708	+0.985 137.0
28 89 T. LETEN / R. VAN KUYK	VAN KUYK	Renault Clio II	3:06.972	8 9	+37.580	+2.872 134.9
29 105 T. MICHELS / V. PEETERS / K. PRAET / S. VERVAET	National autoclub Excelsior	Suzuki Swift	3:12.649	10 10	+43.257	+5.677 130.9
30 65 P. CARLIER / H. DUELZ	Carlier	BMW M3 E36	3:18.033	11 11	+48.641	+5.384 127.3
TTE						
1 64 M. BONNET / B. REDAIS	EXTREME LIMITE	LIGIER JS2R	2:36.297	14 15		161.3
2 91 T. CHKONDALI / M. GIRARD	W-AUTOSPORT	TOYOTA Supra GR	2:38.477	14 14	+2.180	+2.180 159.1
3 140 O. SIRDEY / P. GODEFFROY	NJ Motors	BMW 140ii GTR	2:41.914	11 12	+5.617	+3.437 155.7
4 144 E. AEBISCHER / H. ROBIN	EXTREME LIMITE	LIGIER JS2R	2:42.926	6 13	+6.629	+1.012 154.8
5 177 Y. CAZARD / G. DENEUX	ZULLTEC Racing	ZULLTEC CZ4	2:45.572	13 15	+9.275	+2.646 152.3
6 35 X. COUSIN / E. MARY	HMC Racing	LIGIER JS2R	2:47.934	12 13	+11.637	+2.362 150.1
7 7 J. COLLETTE / C. GEOFFROY	PRORACE	CLIO 4 Cup	2:51.225	12 14	+14.928	+3.291 147.3
8 303 F. CHEVALIER	TOUZERY Compét	308 RC	2:51.827	15 15	+15.530	+0.602 146.7
9 48 A. LURTON / C. DIAS	JGC	CLIO 4 Cup	2:53.915	5 14	+17.618	+2.088 145.0
10 2 L. TRICHET / V. DELARCHE / T. LORTAL /	SALOON ENDURANCE	CATERHAM SuperSeven	2:59.550	11 11	+23.253	+5.835 140.4

CAR #3, #7, #23, #25, #44, #61, #64, #68, #110 & #177 - SOME LAP TIMES DELETED - TRACK LIMITS

Published at:

Track Status: **DRY**

Race Director <i>10h</i>	Tun DA FONSECA Directeur de course Lic. internationale No.: 0T01 FIA / A.C.L.Sport.lu	Timekeeper Alvaro Montilla
-----------------------------	--	-----------------------------------



10-100 Series by BGDC & TTE Pirelli Serie SUPERSPA Qualifying

Provisional Classification by Class

NoDrivers	Team	Car	Time	Lap Total	Gap	Kph
T1						
1	7 J. COLLETTE / C. GEOFFROY	PRORACE	CLIO 4 Cup	2:51.225	12 14	147.3
2	48 A. LURTON / C. DIAS	JGC	CLIO 4 Cup	2:53.915	5 14	+2.690 +2.690 145.0
3	2 L. TRICHET / V. DELARCHE / T. LORTAL / .	SALOON ENDURANCE	CATERHAM SuperSeven	2:59.550	11 11	+8.325 +5.635 140.4
GT+						
1	991 J. VAN PEPPERZEEL / M. VAN PEPPERZEEL	PG Motorsport	Porsche 991 GT3 Cup	2:29.392	14 14	168.8
2	23 M. MEURRENS / T. MEURRENS / S. MEURRENS	MM Racing VZW	Porsche 992 GT3 Cup	2:29.668	9 15	+0.276 +0.276 168.5
3	66 T. DE NEEF / D. MERTENS / M. VAN EGDOM	DUINDISTEEL	Marc BMW V8	2:38.418	6 13	+9.026 +8.750 159.2
4	3 R. van der STRATEN PONTHOZ / N. BUSSCHAERT	ROYALE ECURIE AZUR	MARC II MUSTANG	2:41.075	9 10	+11.683 +2.657 156.5
5	98 E. DE DONCKER / F. DE DONCKER / S. DE DONCKER	De Doncker	Ligier JS2R0	2:41.339	4 14	+11.947 +0.264 156.3
F						
1	4 A. VAN TORNHAUT	VAN TORNHAUT	BMW Z4	2:55.617	6 13	143.6
2	65 P. CARLIER / H. DUELZ	Carlier	BMW M3 E36	3:18.033	11 11	+22.416 +22.416 127.3
B						
1	777 G. KATSERS / P. MENAGE	EBV	VAUXHALL Astra G (Coupé)	2:47.903	12 14	150.2
2	68 Y. MULLER / G. FRERE	BRC	Renault Clio III	2:48.147	10 12	+0.244 +0.244 150.0
3	61 J. PRINCEN / T. VANLOOKE	ROYALE ECURIE AZUR	Renault Clio X85	2:50.644	14 14	+2.741 +2.497 147.8
4	262 R. DRIES / S. HILGERS	AMC St Vith	Renault Clio III	2:51.175	12 14	+3.272 +0.531 147.3
5	110 P. ASNONG / G. PONS / F. FAUCON	Icepol RT	Renault Clio III	2:52.644	13 13	+4.741 +1.469 146.0
6	6 C. CAGNINA / N. DE LAET / P. VAN BILLOEN	Icepol RT	Honda Civic EP3R	2:57.085	6 13	+9.182 +4.441 142.4
7	99 J. MULLEN / M. SIMMONS	COOMBER	Honda Civic Type R	3:00.598	10 11	+12.695 +3.513 139.6
8	9 B. FINDERS	Raceschool	BMW E90 Clubsport	3:03.115	4 13	+15.212 +2.517 137.7
9	37 H. DEGER / J. ERNST / J. HEINEN / F. JEUKENNE	Icepol RT	Renault Clio 3 RS	3:04.100	9 11	+16.197 +0.985 137.0
GT4+						
1	11 P. DUBOIS (L) / C. WAUTERS	ROOS MOTORSPORT	Toyota Supra GT4	2:29.812	4 12	168.3
2	128 C. ZWOLSMAN / C. HEISTEK	Cool Pandelaar Motorsport	BMW M4 GT4	2:32.581	12 13	+2.769 +2.769 165.3
3	44 E. BILLIARD / Q. VAN HOYDONK	Q1 TRACKRACING	Porsche Cayman GT4	2:34.055	14 14	+4.243 +1.474 163.7
4	40 D. ROUSSEAU / N. VANDIERENDONCK	Q1 TRACKRACING	Porsche Cayman GT4	2:39.309	6 14	+9.497 +5.254 158.3
E						
1	25 Y. HOOGWERF / S. TEIRLINCK	Hoogwerf	Cupra TCR	2:38.319	4 14	159.3
2	50 A. BOVEROUX / A. FUMAL	ROYALE ECURIE AZUR	ALPINE A110 CUP	2:40.188	7 8	+1.869 +1.869 157.4
3	421 P. LEONARD / F. MASSIN	Massin Fabrice	Peugeot 308 Cup	2:48.906	13 13	+10.587 +8.718 149.3
4	999 R. COOMBER / Z. LUCAS	COOMBER	Honda Civic	2:54.134	9 11	+15.815 +5.228 144.8
JS2R						
1	64 M. BONNET / B. REDAIS	EXTREME LIMITE	LIGIER JS2R	2:36.297	14 15	161.3
2	144 E. AEBISCHER / H. ROBIN	EXTREME LIMITE	LIGIER JS2R	2:42.926	6 13	+6.629 +6.629 154.8
3	35 X. COUSIN / E. MARY	HMC Racing	LIGIER JS2R	2:47.934	12 13	+11.637 +5.008 150.1
A						
1	69 T. LETEN / R. VAN KUYK	VAN KUYK	Renault Clio II	3:06.972	8 9	134.9
2	105 T. MICHELS / V. PEETERS / K. PRAET / S. VERVAET	National autoclub Excelsior	Suzuki Swift	3:12.649	10 10	+5.677 +5.677 130.9
D						
1	77 P. WOUTERS / R. PEETERS		BMW 130 GTR	2:51.143	8 10	147.3
1						
1	303 F. CHEVALIER	TOUZERY Compét	308 RC	2:51.827	15 15	146.7
2						
1	96 M. HERMANS / N. HERMANS	Dennis Bus	BMW M240i	2:37.424	10 12	160.2
2	129 P. EVERSDIJK / J. KOSTER	Cool Pandelaar Motorsport	BMW M2 C5	2:43.938	13 13	+6.514 +6.514 153.8
3	84 P. VANDER EECKEN / N. LA MONICA	Scuderia Tornacum	Porsche 996 GT3	2:50.536	9 11	+13.112 +6.598 147.9
TJ						
1	91 T. CHKONDALI / M. GIRARD	W-AUTOSPORT	TOYOTA Supra GR	2:38.477	14 14	159.1
2	140 O. SIRDEY / P. GODEFFROY	NJ Motors	BMW 140i GTR	2:41.914	11 12	+3.437 +3.437 155.7
3	177 Y. CAZARD / G. DENEUX	ZULLTEC Racing	ZULLTEC CZ4	2:45.572	13 15	+7.095 +3.658 152.3

102

Tun DA FONSECA
 Directeur de course
 Lic. Internationale No. 0101
 FIA / AGSport.lu